




7100- ELDING DIODE

200-400 RRM

ELDING DIODE

F :

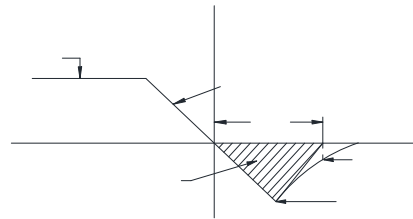
- . A
- . H
- . C
- .



ELEC RICAL CHARAC ERI IC AND RA ING

R B

- 2 ,
- (1) , 0 , - 0 +1 0 .
 - (2) , 10 . - 0 +1 0 .
 - () 1 0 .
 - ()

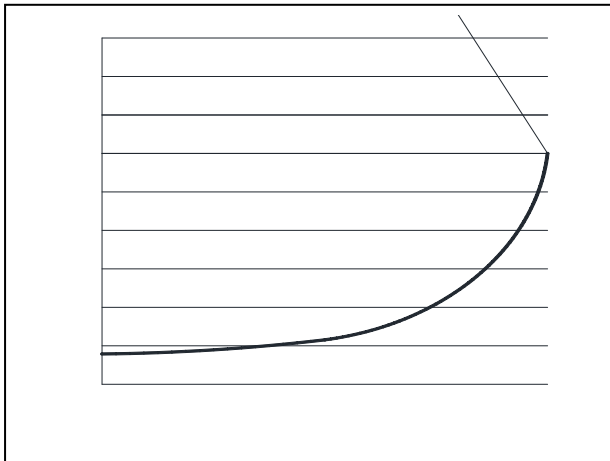


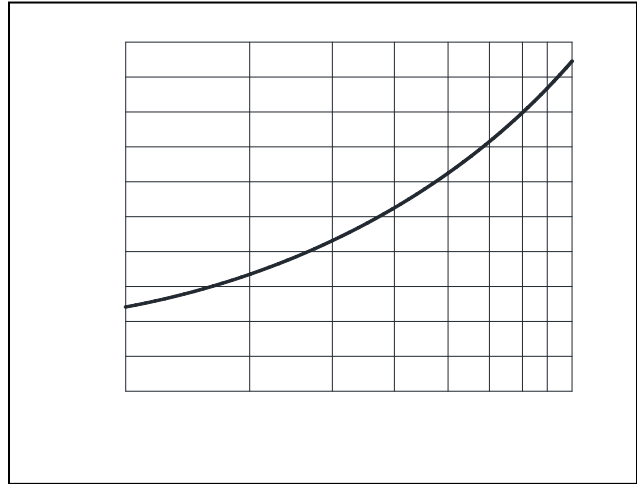
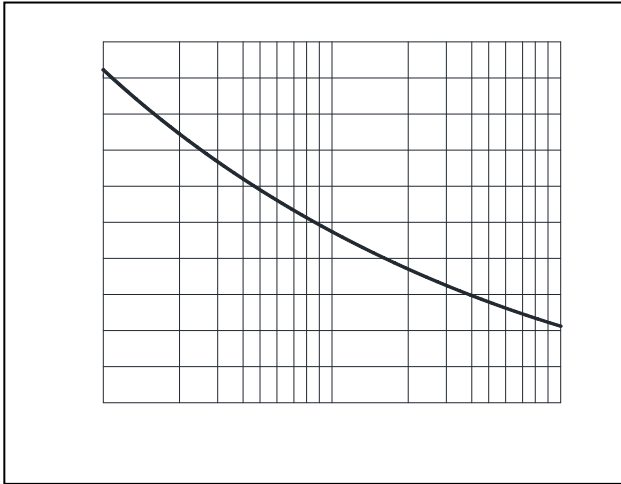
(2)

--	--	--

C -

P	M .	M .	.	C
				/ -2 / , 1000 , 0
				/ -2 / , 1000 , 0
				/ -2 / , 1000 , 0





CA E O LINE AND DIMEN ION

